6

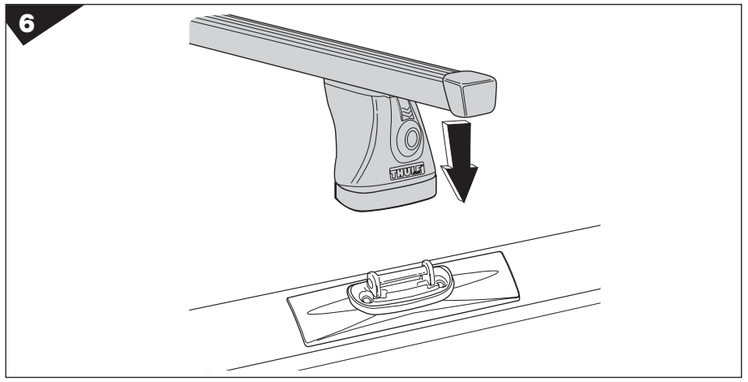

7

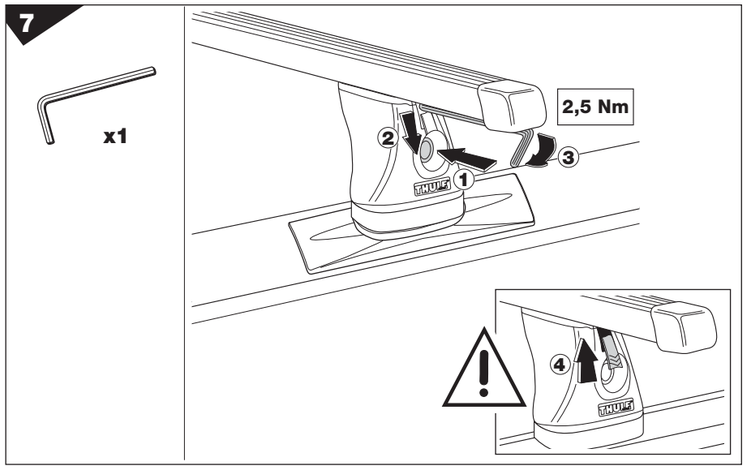

8



Fit Tips!

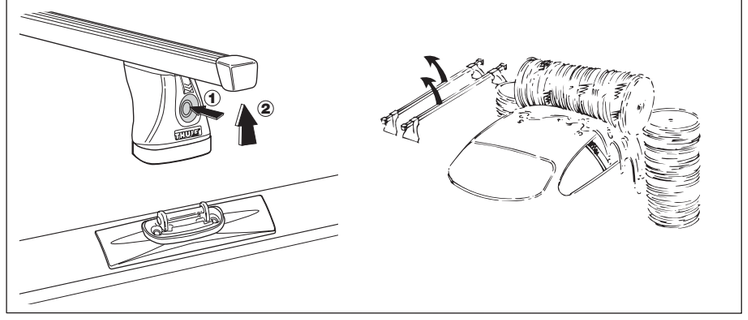



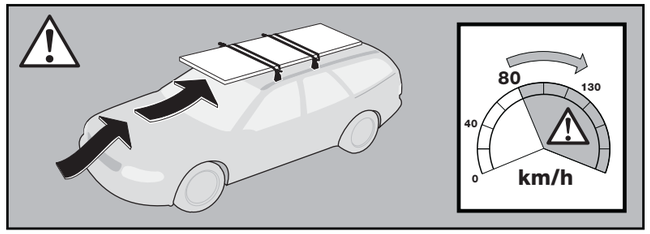

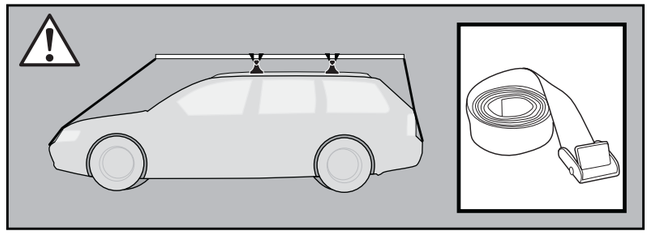

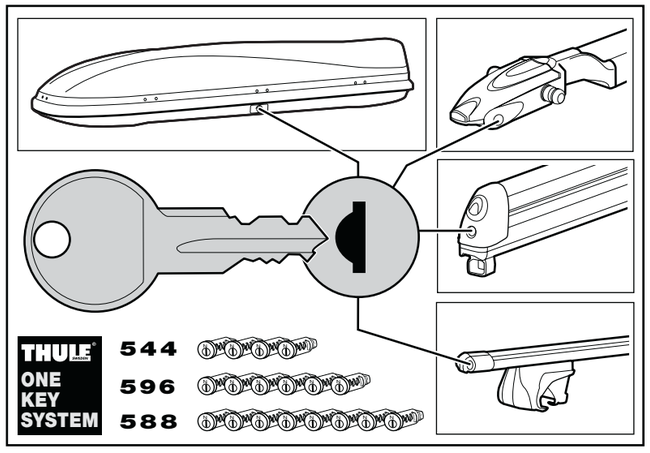

THULE SWEDEN
Box 69, 330 33 Hillerstorp, SWEDEN
www.thule.com

THULE SWEDEN

HONDA CRV, 5-dr SUV, 02

GB	Fitting instructions
D	Montageanleitung
F	Instructions de montage
NL	Montage-instructies
I	Istruzioni per il montaggio
E	Instrucciones de montaje
PT	Instruções de Montagem
S	Monteringsanvisning
FIN	Asennusohje
EST	Paigaldusjuhend
LAT	Stiprināšanas instrukcija
LIT	Pritvirtinimo instrukcijos
PL	Instrukcja montażu
RU	Инструкции по установке
CZ	Návod na montáž
SK	Návod na montáž
SLO	Navodila za pritrjevanje
HR	Uputa za sastavljanje
HU	A felszerelés módja
GR	Οδηγίες συναρμολόγησης
TR	Montaj talimatları
中文	安装说明
日本語	取扱(取付)説明書
한국어	장착 지침
ไทย	คำแนะนำการติดตั้ง

RAPID TRACKER

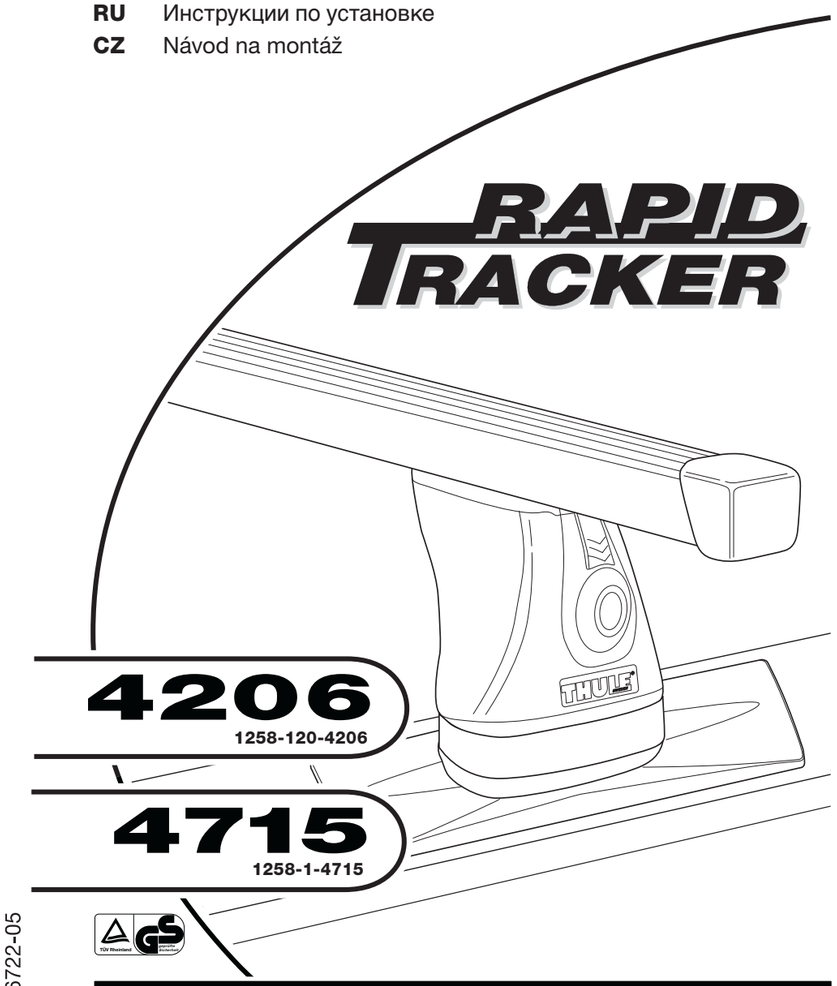

4206
1258-120-4206

4715
1258-1-4715

Follow me...

608•3DF2/501-6722-05



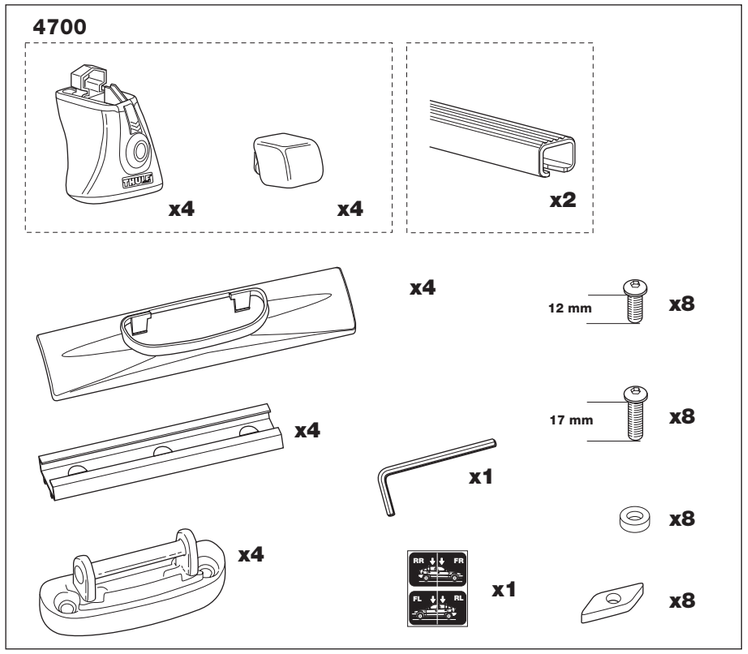

GB If the original-fit roof rack is used, remove these.

D Wenn Original-Lastenträger angebaut sind, müssen diese entfernt werden.

F Si la voiture est munie d'une galerie d'origine, il convient de la retirer.

NL Als er een originele allesdrager is, moet deze worden verwijderd.

I Se si utilizza il portapacchi originale, rimuoverli.

E Quitar el porta-equipajes original, si lo hubiera.

PT Se o bagageiro de teto original estiver sendo usado, remova-os.

S Om orginaltakräcken finns, ta bort dessa.

FIN Jos autossa on alkuperäinen kattoteline, poista se.

EST Kui tehasepoolne pakiraam on kasutusel, eemaldage see.

LAT Ja tiek izmantots oriģinālais rūpnīcā uzstādītais jumta bagāžnieks, noņemiet tos.

LIT Jei naudojami originalūs stogo laikikliai, tai nuimkite.

PL Jeżeli na dachu jest fabrycznie zamontowany bagażnik, zdemontuj go.

RU При использовании оригинального багажника для крыши снимите его.

CZ Jestliže jsou vestaveny originální nosice, musí být tyto odstraneny.

SK Ak je použitá originálna strešná konštrukcia, tieto odložte.

SLO Odstranite originalne nosilce.

HR Ako koristite originalni krovni nosač, skinite ga.

HU Ha az eredeti csomagtartót használja, vegye azt le.

GR Αν χρησιμοποιείται η πρωτότυπη σχάρα οροφής, αυτά πρέπει να αφαιρεθούν.

TR Aracın orijinalinden monteli bir portbagaj bulunuyorsa, bunu sökün.

中文 如果使用原装车顶行李架，则拆除这些装置

한국어 차량 출고 시 장착된 짐받이가 있는 경우, 이를 분리하십시오.

日本語 屋根ラックがもともと取り付けられている場合はそれを取り外してください。

ไทย หากใช้ราวบนหลังคาที่ติดตั้งไว้ตั้งเดิม ให้ถอดออก

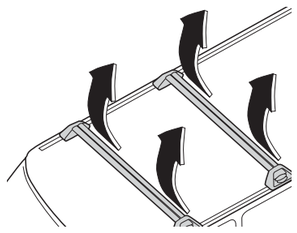
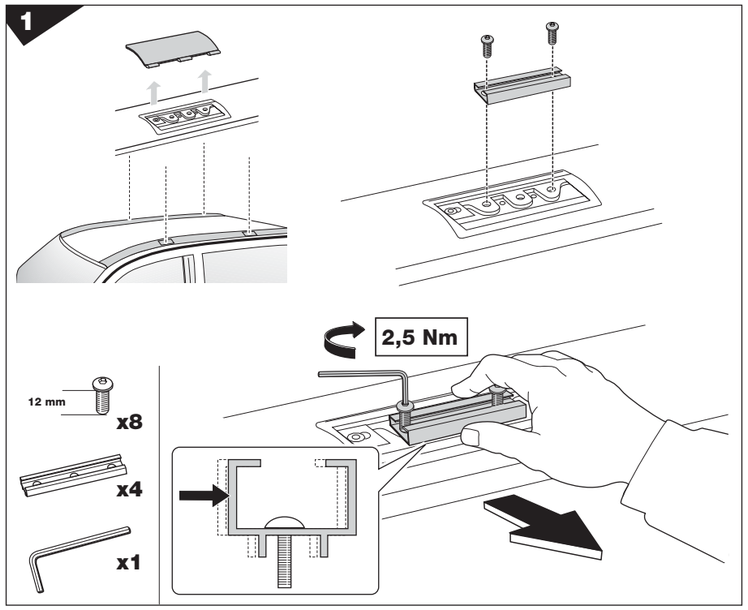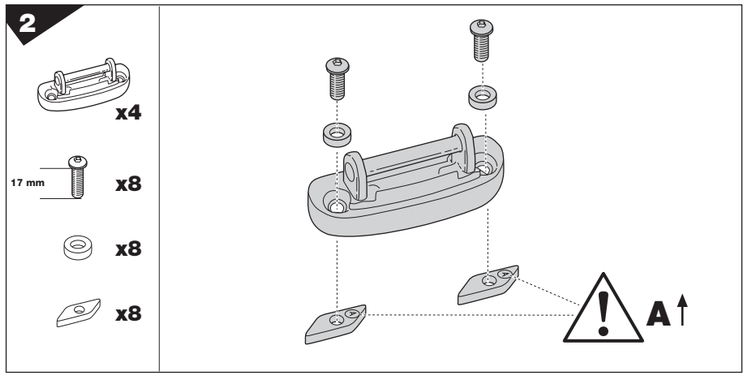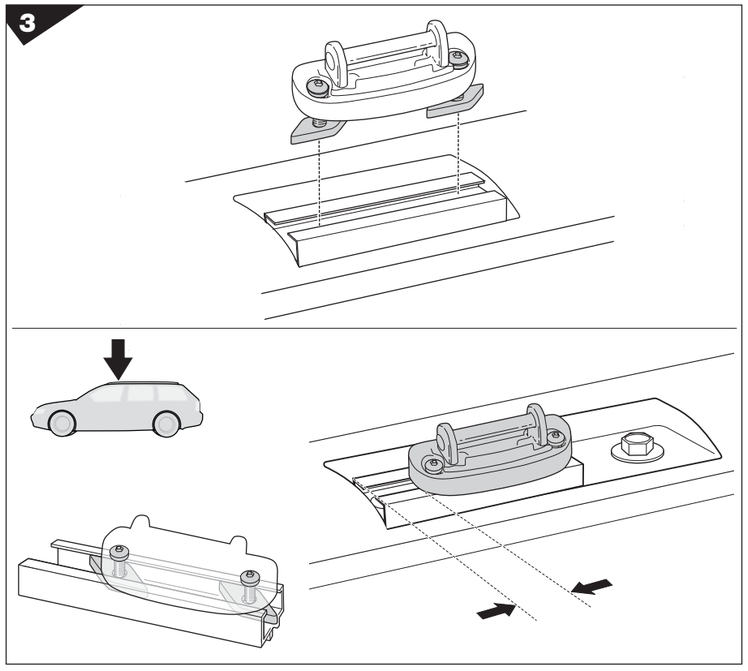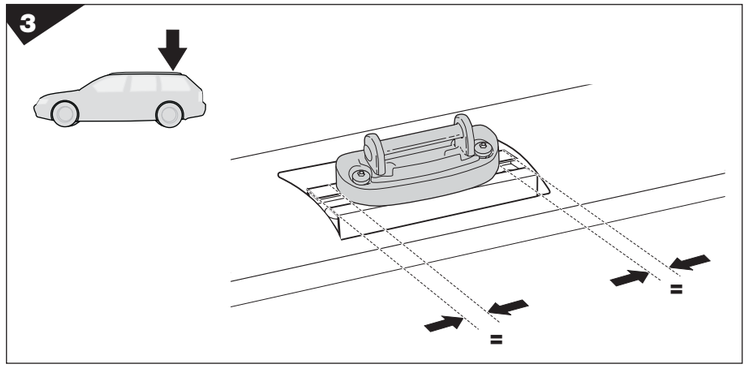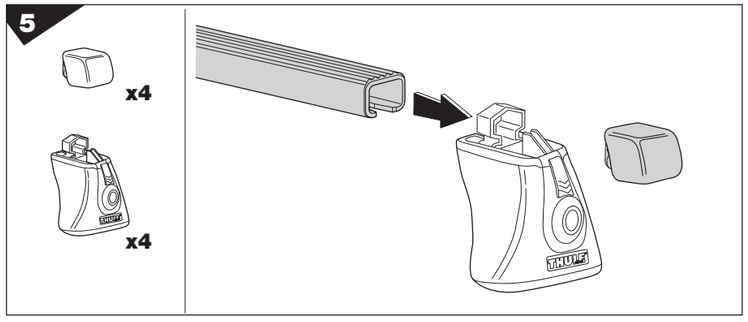
501-6722-05